


Pill Pak Item 146 & 147


1

You Receive:
 • 1 blister tray
 • 1 cold-seal card



2

Open cold seal card and peel backing off outer page.



3

Place blister tray in the revealed page and fill with pills according to your schedule.



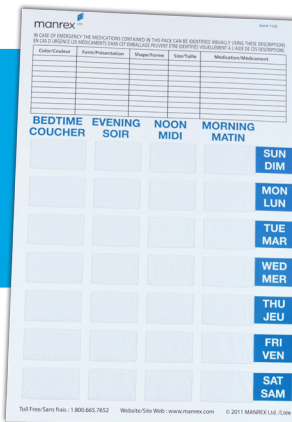
4

Remove the remainder of the peel off backing.



5

Fold the middle panel over the filled tray and press down.



6

Turn over and inspect that it has sealed properly you may need to press down a few more areas. Your Pill Pak is now complete.

